



Fall 2022 Individual Report FAS-GOV 30-American Government: A New Perspective 001 Jeremiah Cha

Project Title: **2022 Fall Harvard FAS Course Evaluation**

Course Audience: **55**
Responses Received: **40**
Response Ratio: **73%**

Report Comments

Note:

The order that the questions appear on this report is not the same as the way the questions were displayed to students. The order has been changed to make the report more readable.

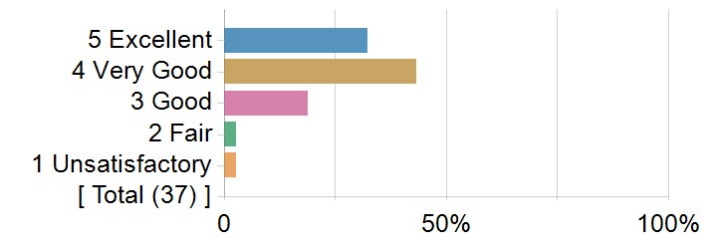
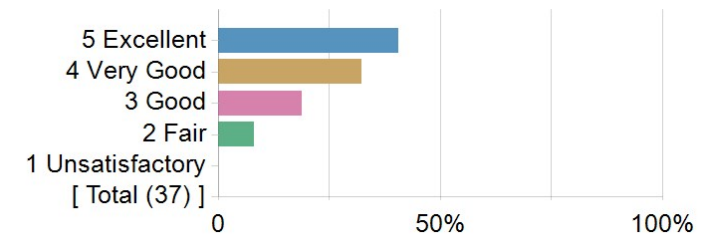
Creation Date: **Tuesday, December 20, 2022**

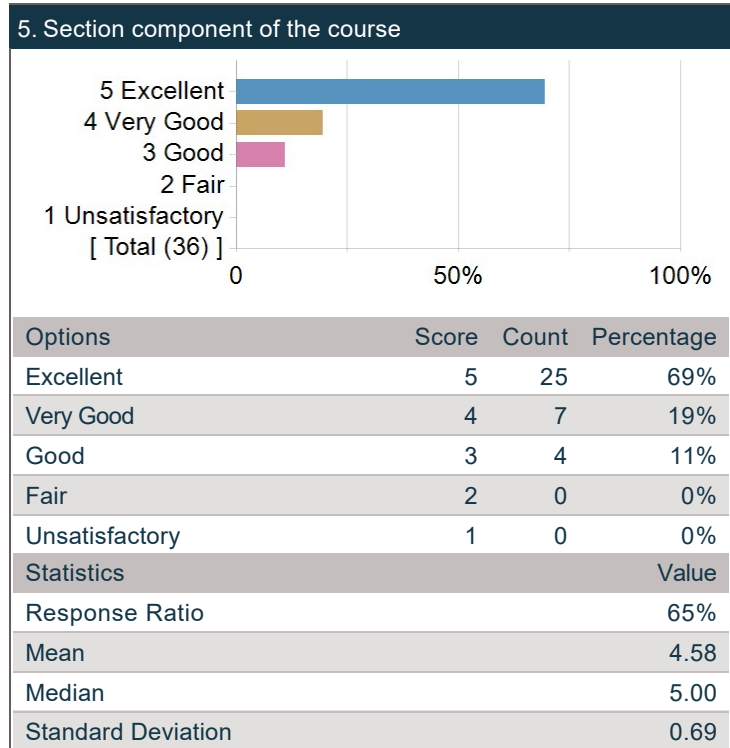
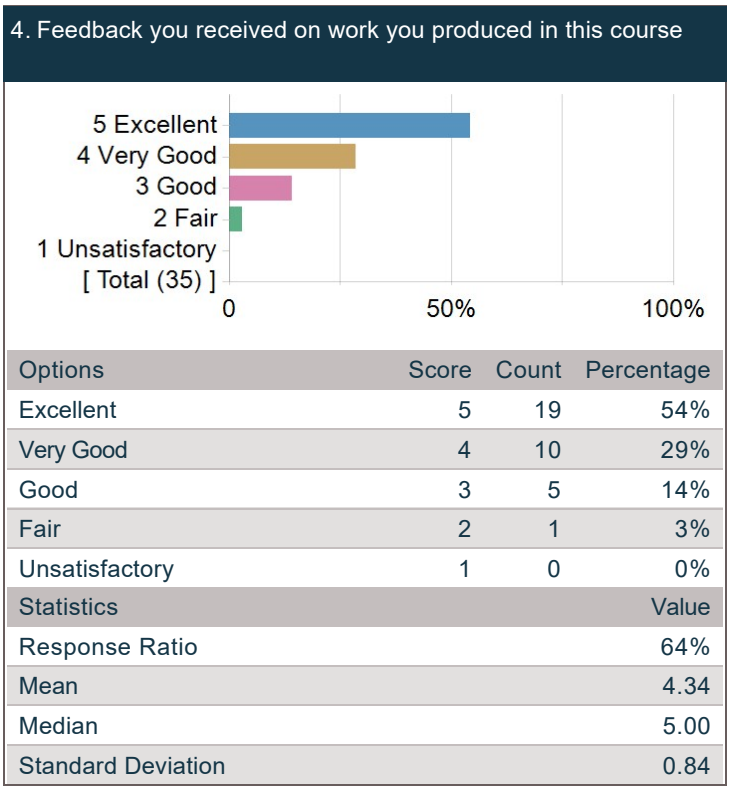
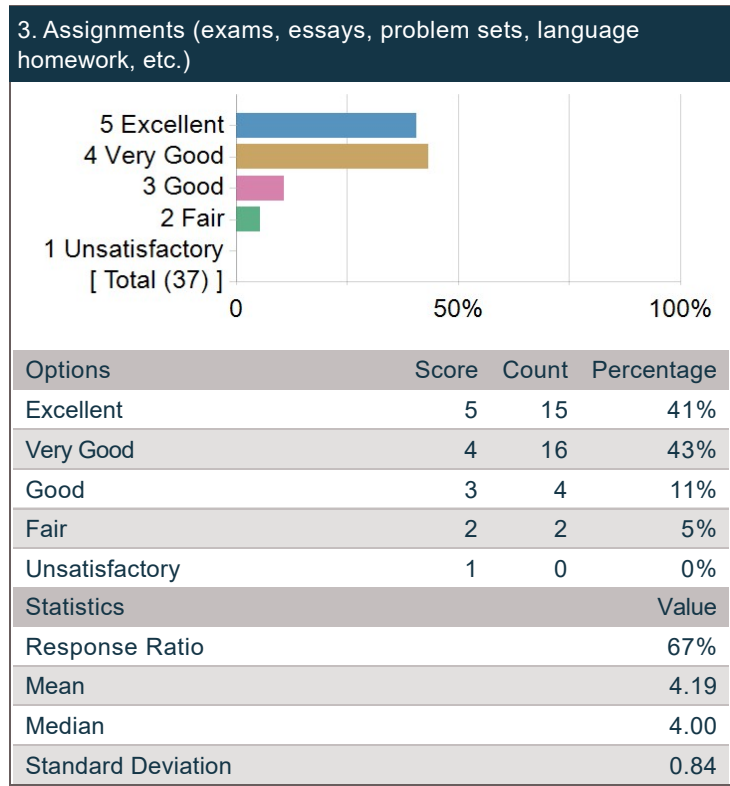
General Course Questions

Course General Questions

	Count	Excellent	Very Good	Good	Fair	Unsatisfactory	Course Mean	Dept Mean	Division Mean
Evaluate the course overall.	37	32%	43%	19%	3%	3%	4.00	4.24	4.18
Course materials (readings, audio-visual materials, textbooks, lab manuals, website, etc.)	37	41%	32%	19%	8%	0%	4.05	4.18	4.16
Assignments (exams, essays, problem sets, language homework, etc.)	37	41%	43%	11%	5%	0%	4.19	4.15	4.01
Feedback you received on work you produced in this course	35	54%	29%	14%	3%	0%	4.34	3.98	4.01
Section component of the course	36	69%	19%	11%	0%	0%	4.58	4.31	4.14

Course

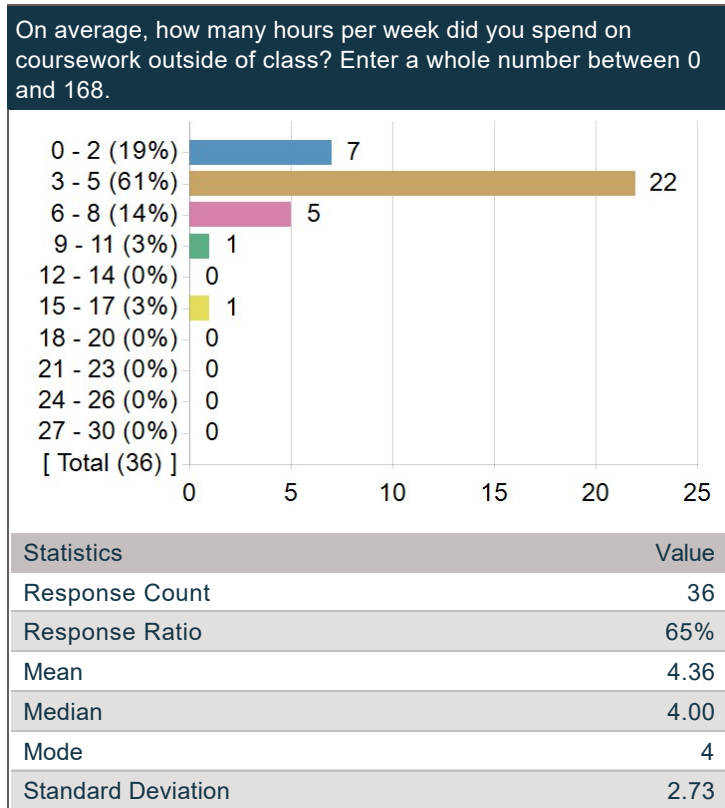
1. Evaluate the course overall.				2. Course materials (readings, audio-visual materials, textbooks, lab manuals, website, etc.)			
							
Options	Score	Count	Percentage	Options	Score	Count	Percentage
Excellent	5	12	32%	Excellent	5	15	41%
Very Good	4	16	43%	Very Good	4	12	32%
Good	3	7	19%	Good	3	7	19%
Fair	2	1	3%	Fair	2	3	8%
Unsatisfactory	1	1	3%	Unsatisfactory	1	0	0%
Statistics			Value	Statistics			Value
Response Ratio			67%	Response Ratio			67%
Mean			4.00	Mean			4.05
Median			4.00	Median			4.00
Standard Deviation			0.94	Standard Deviation			0.97



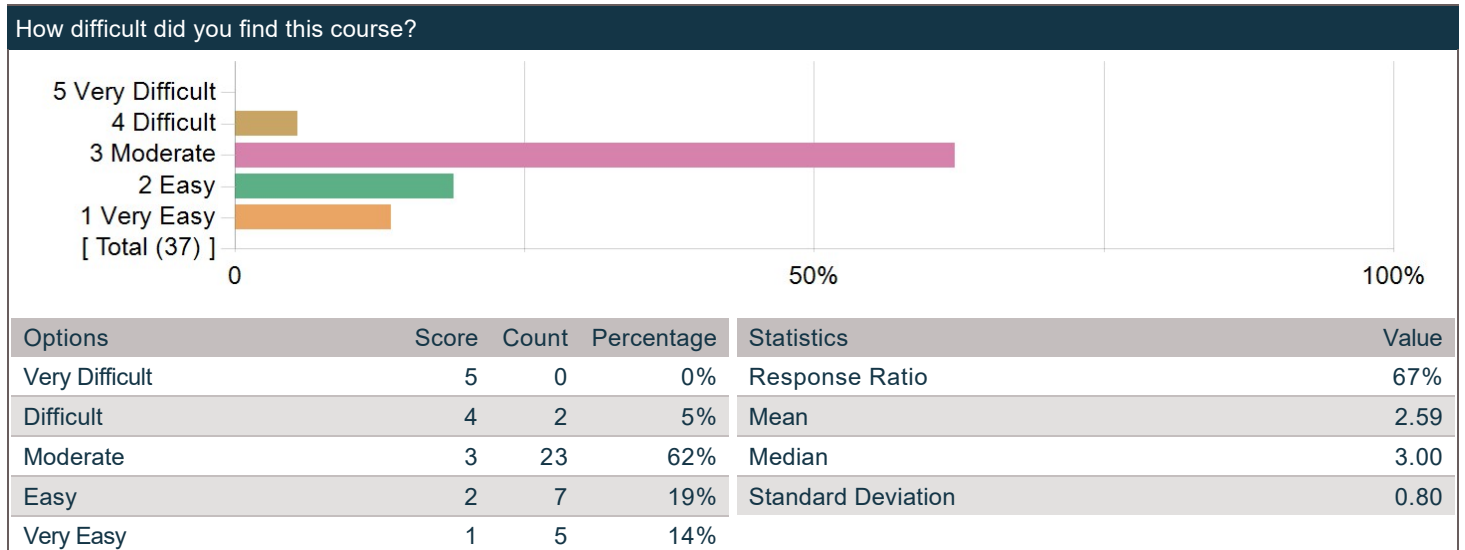
Requirements - What did this course require of you?

On average, how many hours per week did you spend on coursework outside of class? Enter a whole number between 0 and 168.

Frequency chart and mean excludes students who answered 31 or more hours.



How difficult did you find this course?

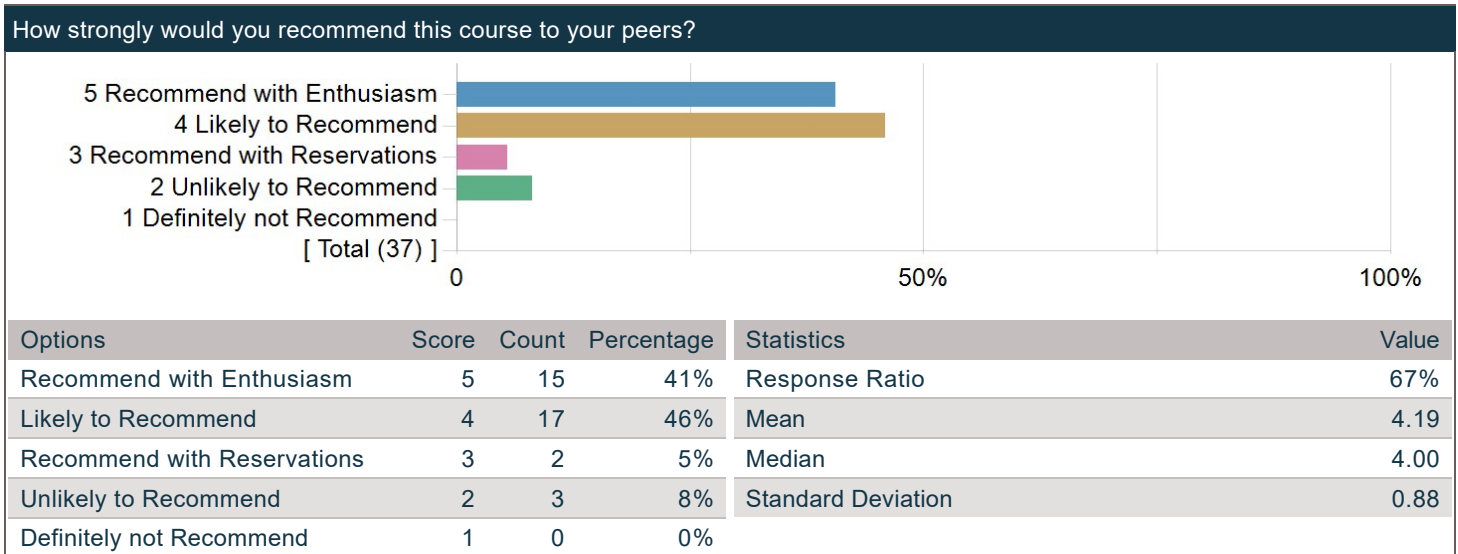


What was/were your reason(s) for enrolling in this course? (Please check all that apply)

Options	Count
Elective	5
Concentration or Department Requirement	29
Secondary Field or Language Citation Requirement	5
Undergraduate General Education Requirement	0
Expository Writing Requirement	0
Foreign Language Requirement	0
Pre-Med Requirement	0
Divisional Distribution Requirement	1
Quantitative Reasoning with Data Requirement	0

Recommendations - Would you recommend this course?

How strongly would you recommend this course to your peers?



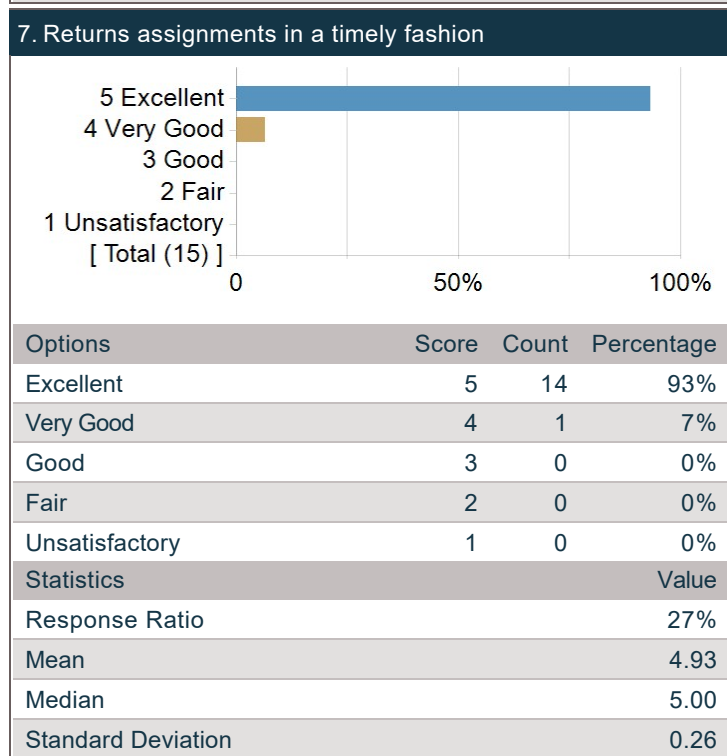
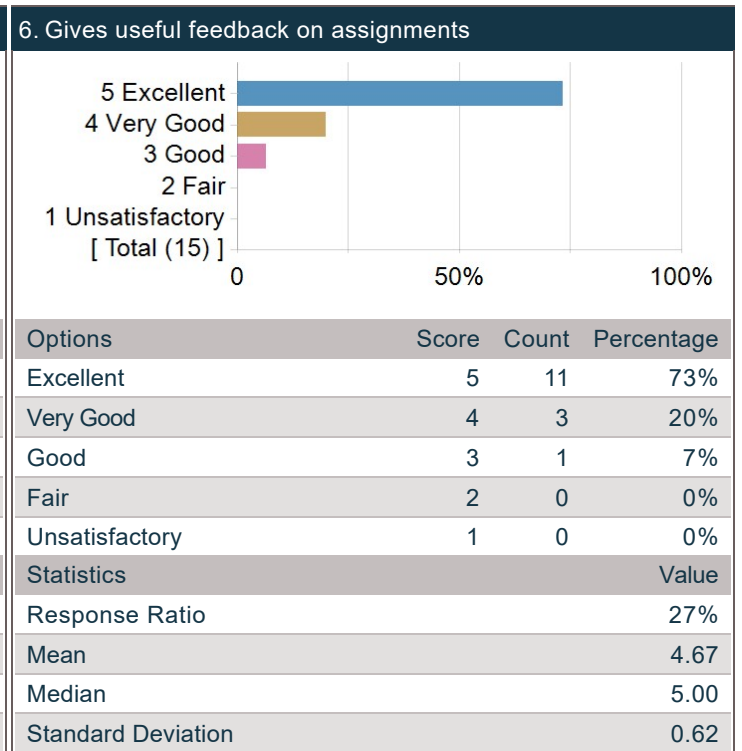
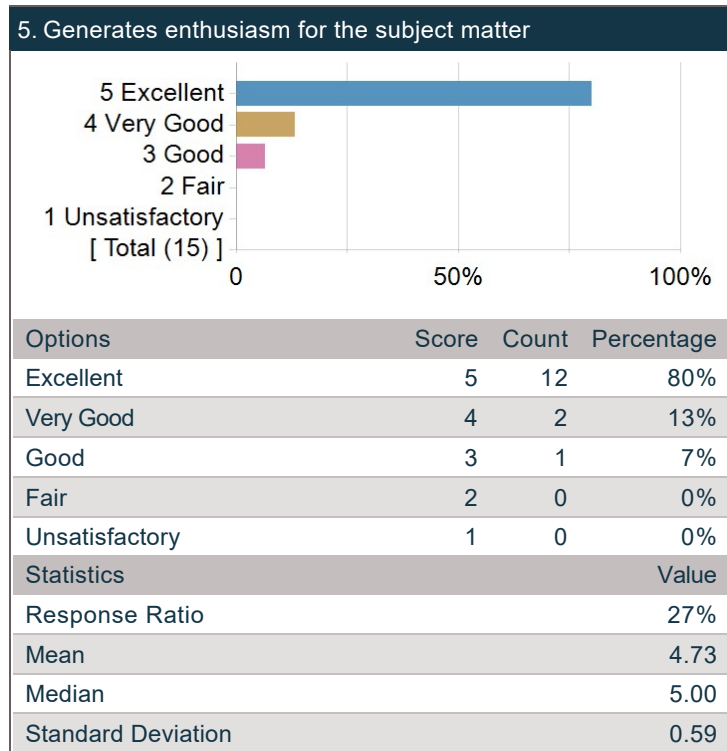
Evaluation of Section Leaders

Section Leader Questions

	Count	Excellent	Very Good	Good	Fair	Unsatisfactory	Instructor Mean	Dept Mean	Division Mean
Evaluate your Section Leader overall.	15	87%	13%	0%	0%	0%	4.87	4.56	4.52
Gives effective lectures or presentations, if applicable	15	87%	7%	7%	0%	0%	4.80	4.50	4.46
Facilitates discussion and encourages participation	15	87%	13%	0%	0%	0%	4.87	4.56	4.50
Is accessible outside of class (including after class, office hours, e-mail, etc.)	15	93%	7%	0%	0%	0%	4.93	4.69	4.61
Generates enthusiasm for the subject matter	15	80%	13%	7%	0%	0%	4.73	4.51	4.45
Gives useful feedback on assignments	15	73%	20%	7%	0%	0%	4.67	4.36	4.43
Returns assignments in a timely fashion	15	93%	7%	0%	0%	0%	4.93	4.35	4.46

Section Leader

1. Evaluate your Section Leader overall.					2. Gives effective lectures or presentations, if applicable				
Options	Score	Count	Percentage		Options	Score	Count	Percentage	
Excellent	5	13	87%		Excellent	5	13	87%	
Very Good	4	2	13%		Very Good	4	1	7%	
Good	3	0	0%		Good	3	1	7%	
Fair	2	0	0%		Fair	2	0	0%	
Unsatisfactory	1	0	0%		Unsatisfactory	1	0	0%	
Statistics				Value	Statistics				Value
Response Ratio				27%	Response Ratio				27%
Mean				4.87	Mean				4.80
Median				5.00	Median				5.00
Standard Deviation				0.35	Standard Deviation				0.56
3. Facilitates discussion and encourages participation					4. Is accessible outside of class (including after class, office hours, e-mail, etc.)				
Options	Score	Count	Percentage		Options	Score	Count	Percentage	
Excellent	5	13	87%		Excellent	5	14	93%	
Very Good	4	2	13%		Very Good	4	1	7%	
Good	3	0	0%		Good	3	0	0%	
Fair	2	0	0%		Fair	2	0	0%	
Unsatisfactory	1	0	0%		Unsatisfactory	1	0	0%	
Statistics				Value	Statistics				Value
Response Ratio				27%	Response Ratio				27%
Mean				4.87	Mean				4.93
Median				5.00	Median				5.00
Standard Deviation				0.35	Standard Deviation				0.26



Section Leader Comments

Please comment on your Section Leader's teaching.

Comments
Jeremiah Cha is a phenomenal section leader. He gives genuine feedback on the assignments and facilitates discussion well.
Jeremiah was a great TF! He was helpful with any questions about the content. He encouraged participation and generated a comfortable section environment.
Jeremiah was an amazing TF. He was a good communicator, provided constructive feedback, and always made time for his students.
Jeremiah was a very good lecturer and lead great discussions in section.
Very good all around.
Jeremiah was amazing! His sections allowed for a conversation about the topics in class, giving us the opportunity to look at different topics from a broader perspective, On all of our assignments, he provided alot of great feedback, including our daily quizzes. He was super accessible out of class in person, by holding office hours weekly, or via email. Maybe he graded out final essays a little harder than expected. But, he was overall an amazing section leader. I would gladly take a class with him as the TF. He was great.